



Processing directives

R.GLAS® Steg


twinwall



Storage

 **R.GLAS® Steg** twinwall-sheets have to be protected against sun and rain during storage. The sheets should be stored inside with closed edges and covered with white PE-film on flat underground.

Maximum stack-height is three pallets.




Sub-construction

The sub-construction can be made in steel, aluminium or wood, that is free of distortions.


In case of not distortion free sub-construction, a complete profile from aluminium (consisting of top and middle profile) should be used for installation.

The sheets have to be installed on statically supporting structure, that is placed in direction of slope or water flow.

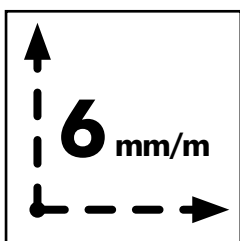
With  **R.GLAS® Steg** twinwall-sheets following maximum installation-length is recommended, without cross-members and supported all around at wind- and snowload up to 75 kg/m²:

Sheet width	Max. installation-length
980 mm	6000 mm
1200 mm	4000 mm

To avoid cracking of the sheets, the painting of the sub-construction must be complete dry. (Attention: Solvent-containing colors take up to six weeks until being complete dry).


 **R.GLAS® Steg** twinwall-sheets have to be installed with a roof pitch of at least 5° (complies 9 cm/m).

At higher roof-pitch the self-cleaning effect of the sheets is higher as well.





Expansion

Expansion of the material by heat and humidity is to expect with approx. 6 mm/m and has to be taken account with during installation into the profiles.



Drilling

Spot fix of  **R.GLAS® Steg** twinwall-sheets is not recommended, so we must advise not to drill the sheets.




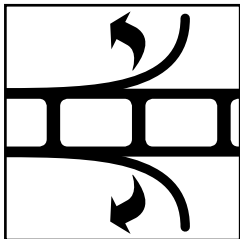
Sawing

To saw the sheets use high speed circular-saws (rotational speed > 4000 U/Min.) and saw blades unset, fine-toothed and with hard metal fitted teeth. It is recommended to cut with depth guard, on plane surface and to protect the sheet against flutter and vibration.




Roof access

Step on  **R.GLAS® Steg** twinwall-sheets is only allowed on people load bearing elements of the sub-construction in order to avoid damage of the sheets.



Protection film

The protection Film on both sides of  **R.GLAS® Steg** twinwall-sheets has to be removed immediate after installation.




Cleaning

For cleaning, water and a mild soap-solution are recommended.

Abrasive agents are not to use to avoid scratches.

All washing and cleaning agents need to be tested for acceptance before use.





Fire protection classification

The construction-regulations for the use of flammable building-materials according to DIN 4102-B2 and EN 13501-1 should be respected.



Warranty

We provide a 30-year-warranty for UV-resistance of  **R.GLAS® Steg** twinwall-sheets. For light-transmission and hailstone-resistance of  **R.GLAS® Steg** twinwall-sheets we provide a 10-year-warranty, according to our warranty conditions.